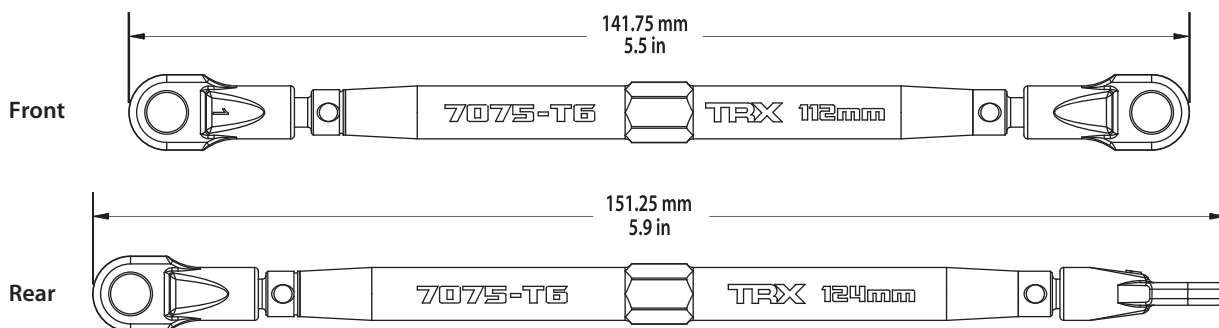
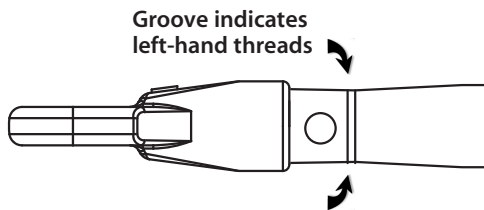


Lightweight Aluminum Toe Links

Note: The toe links will need to be assembled with the rod end. Use this template to adjust the toe links to the correct length. Check vehicle alignment after installing the Tubes.




All of the toe links were originally installed on the truck so that the left hand thread indicators point in the same direction. This makes it easier to remember which way to turn the wrench to increase or decrease toe link length (the direction is the same at all four corners). Note that a groove indicates the side of the Tube with the left-hand threads.



Front
Tall Offset Ball
with ball on top

Rear
Tall Centered



Replacement Parts

- 5347 Rod ends, Revo (large) with hollow balls
- 5339 Insert, threaded steel (Includes one left and one right threaded insert)