


E-Revo Center Differential Kit

Covers Part #5614




Important: This center differential kit can only be used with the single-speed configuration.

Note: The E-Revo center differential comes assembled with 500K differential fluid and is tunable by changing fluid thickness. 500K is recommended for best performance.


Remove transmission from the vehicle:

1. Remove the upper gear cover from the transmission by removing the 3x8mm button head screw with a 2mm hex wrench.
2. Remove the motors from the transmission. Using a 3mm Allen wrench, remove the rear motor and finned mount assembly as a unit, and remove the front motor by removing the two 3x6mm cap screws with a 2.5mm hex wrench.
3. Using a 2mm hex wrench, unscrew the M4x15 screw pins from the output yokes (A), and remove the drive shafts from the transmission. Gain access to the rear driveshaft by using a 2mm hex wrench to remove the rear driveshaft access cover.
4. Using a 2.5mm hex wrench, unscrew the four 4x12mm button-head screws securing the transmission and remove the transmission from the chassis (B).



Install Differential Into Transmission:

1. Using a 2mm hex wrench, separate the transmission case halves by removing the six 3x12 countersunk screws (C).
 2. Remove the output shaft with large gear assembly and the small black spacer from the transmission. These items will not be reused (D).
 3. Insert the center differential assembly into the transmission case where the stock gear shaft was removed. See photo for correct orientation (E).
- Note:** The center differential does not use the small black spacer.
4. Reassemble the transmission case halves together and secure the assembly with the six 3x12 countersunk screws (F).
 5. Reinstall the transmission.



Installation is the reverse of removal. **Caution:** Use care during transmission installation to prevent crushing and damaging the servo wires.

6. Reinstall the motors; remember to reset your spur gear/pinion mesh as described in the 5605 Owners Manual.

If you have questions or need technical assistance, call Traxxas at

1-888-TRAXXAS

(1-888-872-9927) (U.S. residents only)

